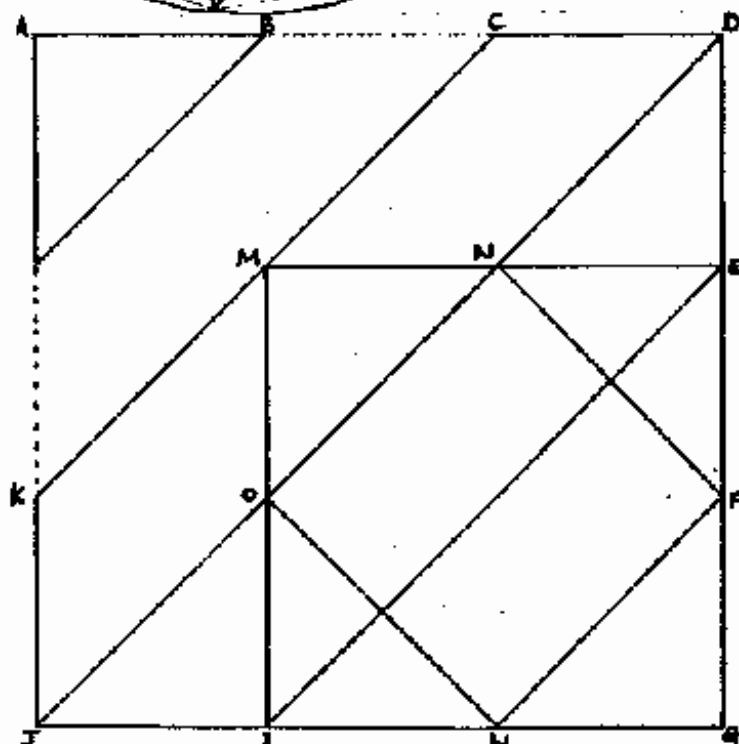
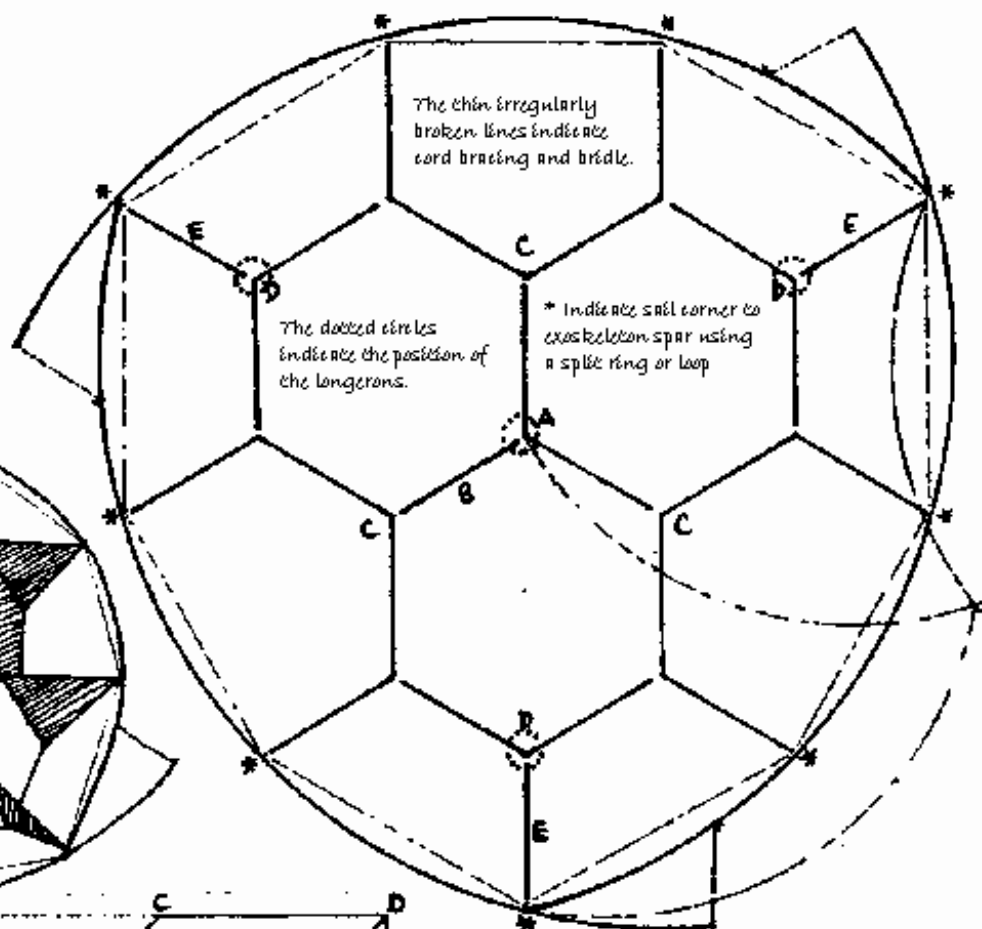
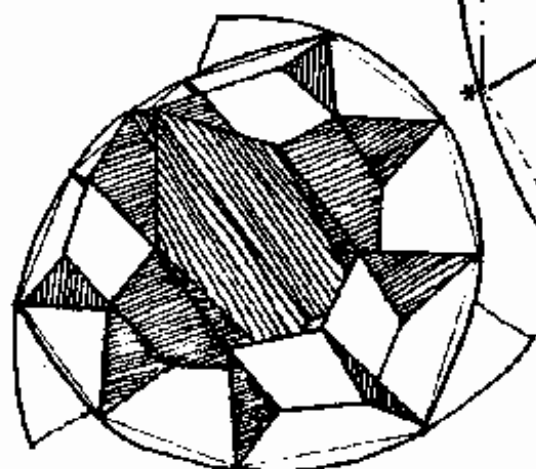


This design was mentioned in passing in the report of the York festival in the first RARA-Avis (a small newsletter produced by John Spendlove in 1986). The Facet kite appeared first in KiteLines Winter 79-80, but this more complicated form predates the types of Facet kites which have become the norm, like the hexagonal 'Snowflake' type for which Stephen Robinson often does not get the credit he manifestly deserves.



The complete sail is made from 11 pieces. Compare the front view, above, with the diagram on the left. The components are:

- PANEL A (above) = CDEJK (Left): 1 piece
- PANEL B (above) = DEJ (Left): 1 piece
- PANELS C (above) = MEGI (Left): 3 pieces
- PANELS D (above) = MFHO (Left): 3 pieces
- PANELS E (above) = ABL (Left): 3 pieces.

These panels result from dividing up a square of 3x3 units. \*Note that this makes no allowance for hems or sleeves\*

Spar: There are four longerons: At point A on the front view is the main mast and three shorter spars are at the three points marked D. These may all be of dowelling. The exoskeleton is made up of three pieces, joined with flexible plastic tubing, and these should be of GRP, as they are curved. The free end of each is tied to the next section.

Bridle: Three point, from one end of the mast and two of the exoskeleton joins. Front leg 2.5 units, rear legs 3.5 units (same unit size as square).